

## Digital Projected Images – Online Entries

For the 2011/12 season, entries for the Open and Set Subject DPI competitions may be submitted online.

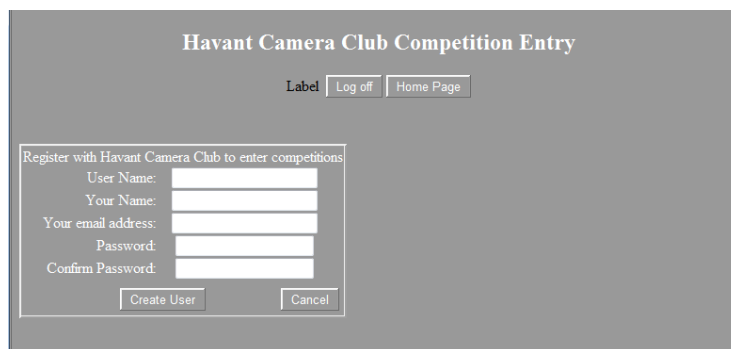
A link for the competition entry page is available on the club website



The screenshot shows the 'Havant Camera Club Competition Entry' page. At the top, there are two buttons: 'Register' and 'Home Page'. Below this is a login form with fields for 'User Name' and 'Password', a 'Remember me next time' checkbox, and a 'Log In' button.

The first time you visit the online entry form, you will need to register as a user.

Click the 'Register' button to proceed.



The screenshot shows the 'Havant Camera Club Competition Entry' registration page. At the top, there are buttons for 'Label', 'Log off', and 'Home Page'. Below this is a registration form titled 'Register with Havant Camera Club to enter competitions'. The form includes fields for 'User Name', 'Your Name', 'Your email address', 'Password', and 'Confirm Password'. At the bottom of the form are 'Create User' and 'Cancel' buttons.

Select a User Name.

Enter your name and e-mail address.

Create a password.

(A copy of your registration details is sent to DPI competition secretary, including your password, so please do not a password you use to access any other systems).

Press the 'Create User' button to complete the registration, an e-mail confirmation will be sent to the e-mail address you registered.

You can upload your pictures for the competitions.



From the list select the competition that you want to enter.



Press the browse button, and then navigate to the location where your images are stored.

Select the image you want and then press the 'Open' Button.

The file will then be displayed on screen.



Enter the title of your image and then press the 'Refresh Images' Button.

Repeat the process to upload a second image, if you have one.

Once you have completed this, press the 'Email images to Projectionist' Button to submit your entries for the competition.

**Havant Camera Club Emailing Entries**

Logged in as ezzyaxe (Eric Clark)

**2 image files have been emailed to ezzy@axecorp.co.uk**

---



**Read: Entry for National Exhibition (14/09/2010) from Eric Clark**

Eric Clark [ezzy@axecorp.co.uk]

Sent: Wed 08/09/2010 21:21

To: ezzy@axecorp.co.uk

---

 Message |  \_Certification\_.txt (265 B)

---

Your message

To: [ezzy@axecorp.co.uk](mailto:ezzy@axecorp.co.uk)

Subject: Entry for National Exhibition (14/09/2010) from Eric Clark

Sent: 08/09/2010 21:12

was read on 08/09/2010 21:21.

You will receive a confirmation message on screen that you're entries have been submitted.